

Pediatric & Adolescent Gynecology Pearls

Katherine G Hayes, MD, FACOG
Assistant Professor, University of Utah
Pediatric and Adolescent Gynecology

Disclosures

- I have no commercial, proprietary or financial interests/relationships to disclose
- The opinions and assertions contained in this presentation are my private views and are not to be construed as official or as reflecting the views of the University of Utah or Primary Children's Hospital

Objectives

- Troubleshoot the gynecologic management of selected younger patients
- Increase knowledge for diagnosing and managing several basic pediatric/adolescent complaints
- Identify when referral to a pediatric gynecologist is the most appropriate course of action

What is PAG?

- Full range of gynecology
- Includes ages 0-18, with some exceptions to 21/22
- Medical and surgical
- Doesn't routinely include obstetrical care
- Participation in multi-disciplinary clinics

Pearl #1: Yeast Infections

- The Premise:
 - Prepubertal children that are out of diapers must have a yeast infection when they complain of vulvar symptoms

Pearl #1: Yeast Infections

- The Premise:
 - Prepubertal children that are out of diapers must have a yeast infection when they complain of vulvar symptoms
- The Reality:
 - Prepubertal children that are out of diapers rarely have yeast infections

Common Complaints

- Redness
- Itching
- Burning
- Pain
- Feels weird
- Looks funny

What Contributes?

- Low estrogen levels
- High pH (6.5-7.5) – more alkaline than post-puberty
- Lack of hair and fat pads (labia)
- Proximity of vagina to anus
- Hygiene (independence)
- External irritants
- Clothing choices



Vulvovaginitis (VV)

Yeast

- Rarely seen when not in diapers (or post-pubertal)
- If yeast is diagnosed, consider immunocompromised states
- Prepubertal vaginal pH is alkaline which is hostile to yeast

Non-specific VV

- 25-75% of vulvovaginitis complaints
- Hygiene measures
- Consider pinworm (can treat empirically)
- Obtain vaginal culture

Pearl #2: OCPs and Bone Health

- The Premise:
 - Teens are young, so using low or very low dose OCPs will be best for them

Pearl #2: OCPs and Bone Health

- The Premise:
 - Teens are young, so using low or very low dose OCPs will be best for them
- The Reality:
 - Using 10 or 20 mcg pills can actually prevent appropriate bone accrual

Pearl #2: OCPs and Bone Health

- Adolescent years are critical for peak bone mass acquisition
 - Approximately 40% of adult bone mass is accrued during adolescence
 - By age 19, approximately 95% of peak bone mass has been accrued
- Hormonal status is a major determinant of bone health

Pearl #2: OCPs and Bone Health

- COCs remain the most popular method among adolescents
- Prospective studies demonstrated that adolescents on 30-35 mcg gained BMD but at lower rates than non-users
- Another RCT demonstrated significantly lower accrual in patients using 20 mcg pills (compared to 30 mcg or placebo)

Pearl #2: OCPs and Bone Health

- A quick word about DMPA
- SAHM recommends continued prescribing but also discussing risks/benefits
- ACOG states use should not be limited to 2 years but clinical judgement should be used

Pearl #3: Teens & Endometriosis

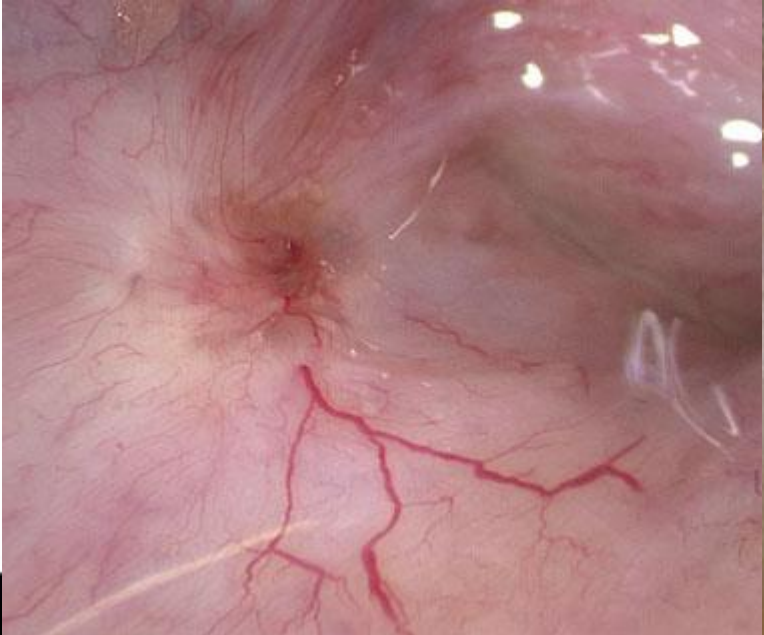
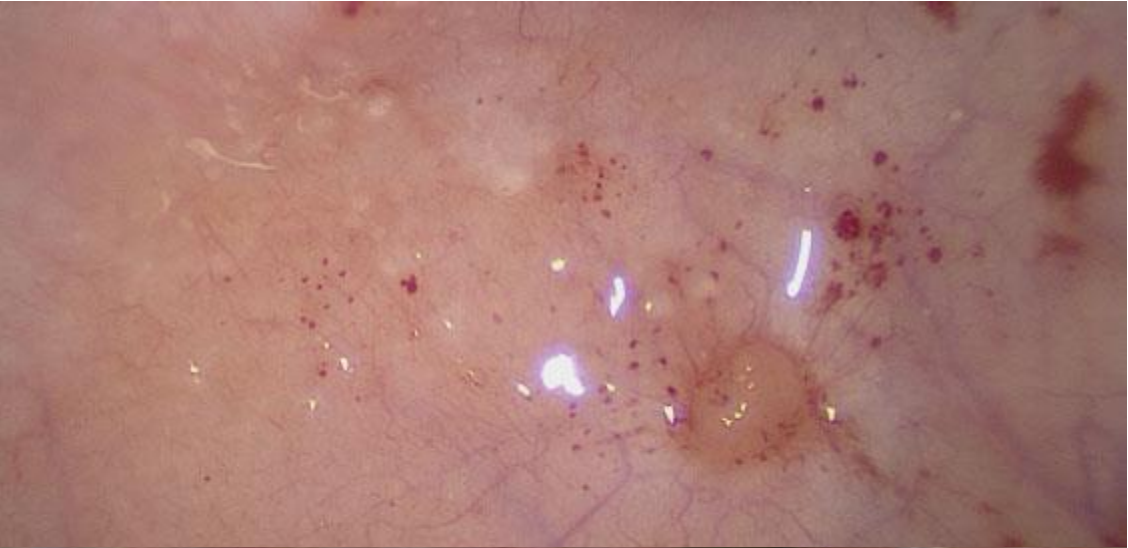
- The Premise:
 - One must menstruate for many years before they are able to develop endometriosis. Also, teens are whiny and just don't want to go to school.

Pearl #3: Teens & Endometriosis

- The Premise:
 - One must menstruate for many years before they are able to develop endometriosis. Also, teens are whiny and just don't want to go to school.
- The Reality:
 - At least 2/3 of patients with persistent pain on hormone medication will have endometriosis

Some Background

- “The typical patient with endometriosis is in her mid-30s, is nulliparous and involuntarily infertile, and has symptoms of secondary dysmenorrhea and pelvic pain.”
- “Endometriosis in teenagers should be investigated for obstructive reproductive tract abnormalities that increase the amount of retrograde menstruation.”
- “The disease is usually first diagnosed in a woman during her mid to late 20s.”



Adolescent Endometriosis

- Lesions often appear different than in adults
- Missing school for menstrual pain is NOT normal
- Diagnosis occurs an average of 6.7 years after symptom onset
- Primary complaint is pain, not infertility
- Must consider müllerian anomalies, but not most common cause

Pearl #4: Teens and IUDs


- The Premise:
 - Those who haven't had a baby (or sometimes, those who haven't had intercourse or haven't used a tampon) can't have an intrauterine device (IUD)

Pearl #4: Teens and IUDs

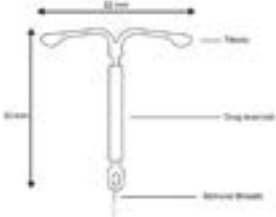

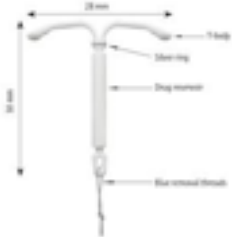
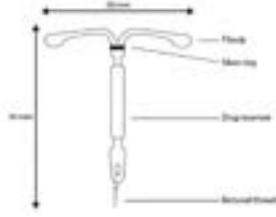

- The Premise:
 - Those who haven't had a baby (or sometimes, those who haven't had intercourse or haven't used a tampon) can't have an intrauterine device (IUD)
- The Reality:
 - Most individuals who are menstruating are candidates for IUDs

Some Background

- Product labeling in package inserts
- Bad press from the Dalkon shield
- Culture concerns
- Social media and online “reviews”



INTRATUERINE DEVICES AVAILABLE IN USA

	Levonorgestrel IUD					Copper IUD
	Mirena™	Liletta™	Kyleena™	Skyla™	Paragard™	
						
Approved for:	8 years (5)	7 years (5)	5 years	3 years	10 years	
Total Hormone	52 mg	52 mg	19.5 mg	13.5 mg	0 mg (NA)	
Daily Dose	20 mcg/d	20 mcg/d	17.5 mcg/d	14 mcg/d	0 mcg/d (NA)	
String Color	Brown	Blue	Blue	Brown	White	
Silver Ring Present	N	N	Y	Y	N	
Indications Besides Contraception	Heavy menstrual bleeding	Heavy menstrual bleeding	None	None	None	

Adolescents & IUDs

- ACOG and AAP recommend as first-line contraception
- Copper IUD has a slight increased risk of expulsion
- Methods for placement
- Appropriate anticipatory guidance

QUESTIONS?

References

- AAP COMMITTEE ON BIOETHICS. Informed Consent in Decision-Making in Pediatric Practice. *Pediatrics*. 2016; 138(2):e20161484
- Golden NH. Bones and Birth Control in Adolescent Girls. *J Pediatr Adolesc Gynecol*. 2020 Jun;33(3):249-254. doi: 10.1016/j.jpag.2020.01.003. Epub 2020 Jan 20. PMID: 31972296.
- Lobo RA. Endometriosis: Etiology, Pathology, Diagnosis, Management. In: *Comprehensive Gynecology*. 5th ed. Mosby Elsevier; 2001:473-499.
- Jatlaoui TC, Riley HEM, Curtis KM. The safety of intrauterine devices among young women: a systematic review. *Contraception*. 2017 Jan;95(1):17-39.
- ACOG Committee Opinion No. 735: Adolescents and Long-Acting Reversible Contraception: Implants and Intrauterine Devices. *Obstet Gynecol*. 2018 May;131(5):e130-e139.
- Gubbels A, Spivack L, Lindheim SR, Bhagavath B. Adolescent Endometriosis. *Obstet Gynecol Surv*. 2020 Aug;75(8):483-496.

References

- Shim JY, Laufer MR. Adolescent Endometriosis: An Update. *J Pediatr Adolesc Gynecol.* 2020 Apr;33(2):112-119.
- ACOG Committee Opinion No. 760: Dysmenorrhea and Endometriosis in the Adolescent. *Obstet Gynecol.* 2018 Dec;132(6):e249-e258.
- Bahamondes M V., Bahamondes L. Intrauterine device use is safe among nulligravidas and adolescent girls. *Acta Obstet Gynecol Scand.* 2021;100:641–648.
- DeVore GR, Owens O, Kase N. Use of intravenous Premarin in the treatment of dysfunctional uterine bleeding--a double-blind randomized control study. *Obstet Gynecol.* 1982 Mar;59(3):285-91. PMID: 6281704.
- Simmer S. Intravenous estrogen is not proven effective for abnormal uterine bleeding: guidelines are based on flawed evidence. *Clin. Res. Pract.* 2015;1(1):eP1003. doi: 10.22237/crp/1423243521
- The Progestin Revolution: progestins are arising as the dominant players in the tight interlink between contraceptives and bleeding control. *Contracept Reprod Med.* 2021 Jan 7;6(1):3. doi: 10.1186/s40834-020-00142-5. PMID: 33517911; PMCID:

References

- Screening and Management of the Hyperandrogenic Adolescent: ACOG Committee Opinion, Number 789. *Obstet Gynecol.* 2019 Oct;134(4):e106-e114.
- Ibáñez L, Oberfield SE, Witchel S, Auchus RJ, Chang RJ, Codner E, Dabadghao P, Darendeliler F, Elbarbary NS, Gambineri A, Garcia Rudaz C, Hoeger KM, López-Bermejo A, Ong K, Peña AS, Reinehr T, Santoro N, Tena-Sempere M, Tao R, Yildiz BO, Alkhayat H, Deeb A, Joel D, Horikawa R, de Zegher F, Lee PA. An International Consortium Update: Pathophysiology, Diagnosis, and Treatment of Polycystic Ovarian Syndrome in Adolescence. *Horm Res Paediatr.* 2017;88(6):371-395.
- Golden NH. Bones and Birth Control in Adolescent Girls. *J Pediatr Adolesc Gynecol.* 2020 Jun;33(3):249-254.
- Reavey JJ, Walker C, Murray AA, Brito-Mutunayagam S, Sweeney S, Nicol M, Cambursano A, Critchley HOD, Maybin JA. Obesity is associated with heavy menstruation that may be due to delayed endometrial repair. *J Endocrinol.* 2021 May;249(2):71-82.